

Dynamize your presence with a Digital Signage in

3...2...1...



Digital Signage? What's that?

Digital Signage is a tool used to advertise content or convey information by looping images, videos or other media using electronic components

Fine-tune these steps, you can set up a mind-blowing platform for your content

Why are Digital Signages so popular ?

That's because....



400%

More views are captured by a digital signage than a static signage

83%

Digital signages have twice the Recall rate as that of traditional signages

35%

The perceived Wait time is significantly reduced improving queue management

So, How do you set up your own Digital Signage?

01

02

03

Gathering the right tools

- Commercial Grade Digital Display
- UEM Solution or CMS Software
- Power Supply and Network Connection



3 Reasons to go for Commercial over Consumer displays

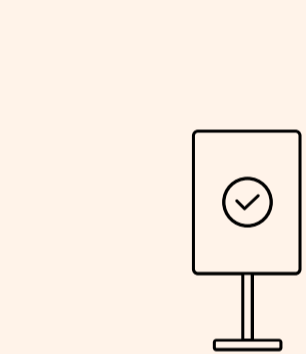
- 1 Slightly higher initial cost but lower long term cost; due to better quality build and durability.
- 2 Display brightness is optimised for brightly lit commercial spaces as well as full sunlight outdoors.
- 3 Commercial displays would come with a more rugged build along with better quality audio and video output.

01

02

03


Putting it together with a UEM Solution



Enroll your digital screen to the UEM



Schedule your content



Deploy to display

- 1 Enrolling a device is the first step to manage any device using a UEM solution.
- 2 After enrolment, the device can be configured. Upload the content on the UEM web console and then customize it. You can then push the content onto the digital display.
- 3 Once configured, place the device in a suitable position. The content pushed onto the device will be played on loop until the configuration is removed or the content is altered.

01

02

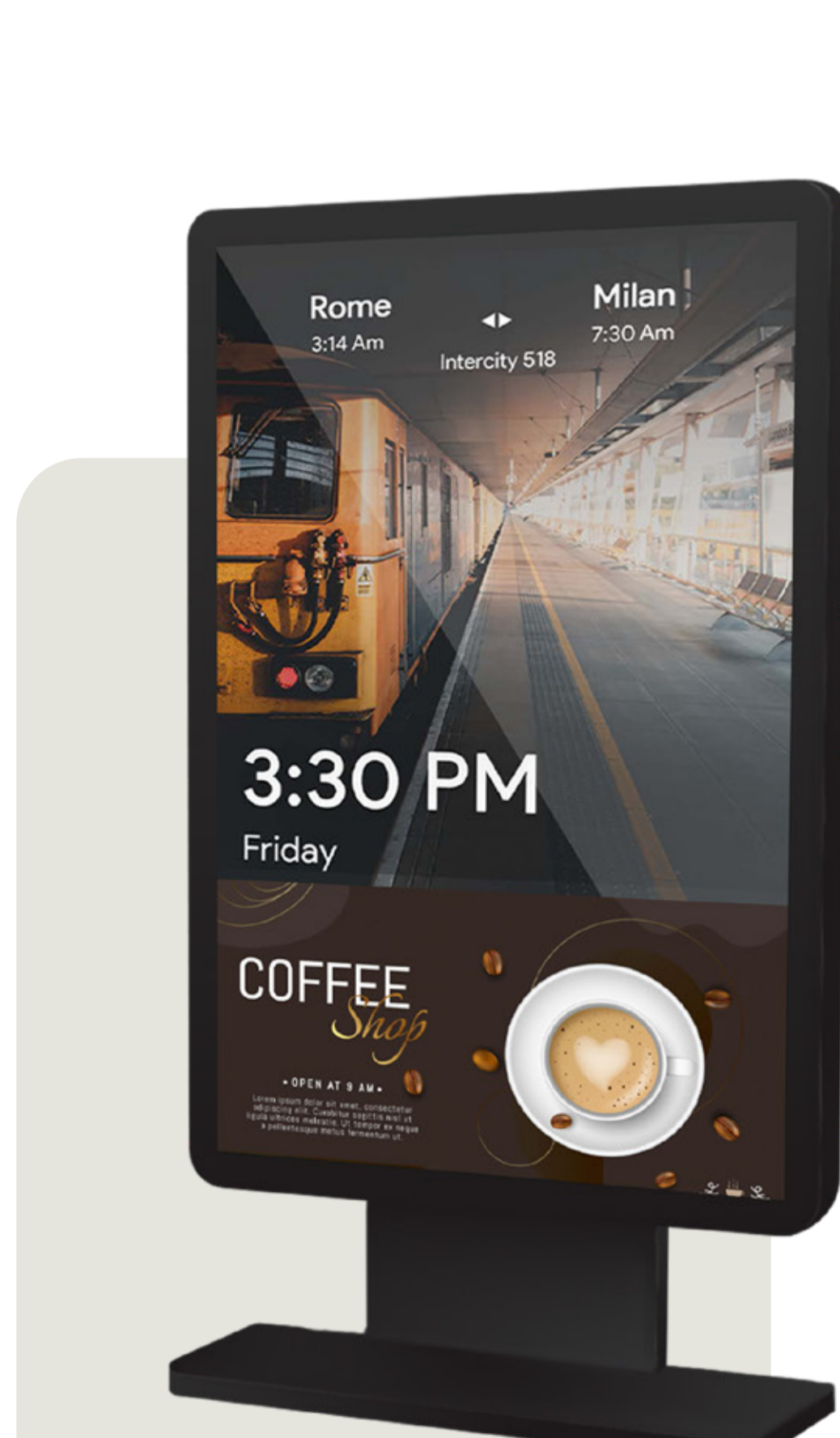

03

Keep it running


- Remote troubleshooting
- Update display content

Remote Maintenance

By using a UEM solution, you can troubleshoot your device remotely, hence eliminating a need for on-site maintenance.




Customize the content to be displayed



The thing about signages, in most cases there will be a lot of them. So customizing them all one by one is out of the question. With a UEM, you can configure, customize and push the content onto devices in bulk remotely. This saves a lot of time. Like a lot.



Why Hexnode is a great choice?



- ⌚ The big question while choosing a Digital display for signage. Apple or Android? Hexnode UEM supports both! Even if you have multiple devices running on both these platforms, Hexnode provides a centralized platform to manage them both.
- ⌚ With its Advanced Media editor, Content distribution and Immense scalability, Hexnode is well equipped as a Digital Signage configuration solution.
- ⌚ You can schedule content updates for all your devices at the push of a button. This, along with complete display settings control, avoids the need for any form of on-site configuration.